

Johnson City Metropolitan Planning Organization

**Serving
Elizabethton, Jonesborough, Johnson City and
parts of Washington and Carter Counties.**

Transportation Improvement Program FY 2006-2008

Adopted August 23, 2005

***Si usted necesita este documento resumido en español contacta por favor
al Coordinador del MPO. Número de teléfono (423) 434-6272,
Correo electrónico: jcmpo@yahoo.com.**

INDEX

	Page
Vision Statement	5
Introduction	6
Organizational Structure	6
Description of the TIP	7
Public Participation Process	8
Amendment and Adjustments to TIP	9
Criteria for Selection of Projects	9
STP Local Projects	
2006-01 Project Cost Overruns	12
2006-02 Project Contingency	13
2006-03 Lynn Avenue	14
2006-04 Tennessee Street.....	15
2006-05 Signalization Elizabethton	16
2006-06 Washington County/Johnson City Study	17
State STP Projects	
2006-07 Gap Creek Rd/SR 362	18
2006-08 Bristol Hwy (SR 34)	19
Enhancement Grants (STP-En)	
2006-09 SR 381 Bikeway	20
2006-10 Riverfront Linear Path	21
High Priority Projects (anticipated funding)	
2006-11 Elizabethton Connector.....	22
2006-12 Knob Creek Rail Underpass	23
Transit Projects	
2006-13 Para-transit Vehicles	24
2006-14 Operating Expenses	25
2006-15 Capital Expenses	26
Illustrative Projects	
VA ETSU Access Facility for Medical School	29
Visitors Center Gray Fossil Site	30
Carroll Creek Rd	31
Brown's Mill Rd Extension	32
Signalization, Various Locations (JC)	33
Bridge Widening at Indian Ridge	34

Illustrative Projects (con't)	
Pedestrian Walkway over U.S. 11E	35
Tipton Street Enhancement	36
Traffic Signal (Williams Ave and SR 67)	37
Bicycle Signage and Racks, Various Locations	38
Previous Projects	39
Summary Tables	40

Acronym List

Acc	Access
ADP	Automated Data Processing
Assoc	Association
Ave	Avenue
BRR-L	Bridge Replacement Local
BRR-S	Bridge Replacement State
CAC	Citizens Advisory Committee
CN	Construction
Equip	Equipment
ETSU	East Tennessee State University
FHWA	Federal Highway Administration
FTA	Federal Transit Administration
Furn	Furniture
HPP	High Priority Project (Congressional Earmarks)
ITS	Intelligent Transportation Systems
Local	Local monies used to match Federal money
Local STP	Federal monies allocated through the State to the MPO for local projects
LM	Linear Mile
LN(s)	Lane(s)
L RTP	Long Range Transportation Plan
Maint .	Maintenance
Misc.	Miscellaneous
MPO	Metropolitan Planning Organization
MSA	Metropolitan Statistical Area
MTPO	Metropolitan Transportation Planning Organization
OAP	Operating and Assistance (TDOT)
OMB	Office of Management and Budget
PE	Physical Engineering
Ped	pedestrian
PM	Preventative Maintenance
Rd	Road
Reg Ops	Regular Operations
ROW	Right of Way
SR	State Route
St.	Street
STP-En	Surface Transportation Program – Enhancement
TIP	Transportation Improvement Plan
US	United States Route

The Johnson City MPO Vision Statement

The Johnson City MPO envisions a transportation system that is safe, efficient, well-maintained and provides the public with transportation choices while remaining sensitive to regional economic growth, population growth, socio-cultural character and environmental resources.

INTRODUCTION

In the 1960's, the United States Congress recognized the need for transportation planning with a regional focus. Legislation passed in 1962 mandated that any urban area over 50,000 was to establish a continuing, cooperative and comprehensive planning process (The 3C Planning Process). Metropolitan Planning Organizations (MPO's) were first created in 1969 to fulfill the 3C planning requirements for their regions.

Johnson City first reached a population of over 50,000 during the 1980 United States Census. As a result of this population milestone, the Johnson City Metropolitan Transportation Planning Organization (MTPO) was created to fulfill the 3C planning requirements within the Johnson City MTPO area. Within the region the agency is referred to as MTPO to recognize the stated mission of providing transportation planning services rather than zoning, land use, or general planning activities.

MTPO Study Area

Previous to 2003, Johnson City was the largest city within the Johnson City-Kingsport-Bristol TN-VA Metropolitan Statistical Area (MSA). The MSA was comprised of the Tennessee Counties of Carter, Hawkins, Sullivan, Unicoi, and Washington, and the Virginia Counties of Scott and Washington. However, the MSA was divided into three smaller MSA's in the Office of Management and Budget's (OMB) Bulletin No. 03-04 on June 6, 2003. The Johnson City MSA now consists of Carter and Washington Counties in State of Tennessee.

The Johnson City MTPO urban area consists of Johnson City, Elizabethton, Jonesborough, as well as portions of Washington and Carter County. The MTPO study area extends slightly outward from the urban area. Census data from 2000 puts population of the urban area at 181,607.

Organizational Structure

The MTPO is comprised of a board and two committees, the Executive Board, Executive Staff (Technical Committee) and the Citizens Advisory Committee. The Executive Board is composed of the chief elected officials of the local jurisdictions of Johnson City, Elizabethton, Jonesborough, Carter and Washington Counties. In addition, the Governor of Tennessee, or his representative serves on the board. The FHWA and FTA are non-voting members of the Executive Board. As of March 2005, the Executive Board meets on a quarterly basis.

The Executive Staff is composed of one technical representative from each of the participating jurisdictions; this includes the City Managers of Johnson City, Elizabethton and Jonesborough, and the Highway Superintendents of Carter and

Washington Counties. Representatives from the First Tennessee Development District, the Tennessee Department of Transportation, the U.S. Department of Transportation and the Johnson City Transit System also serve on the Executive Staff. The FHWA and FTA are non-voting members of the Executive Staff. The Executive Staff is responsible for reviewing all projects and policies and making recommendations to the Executive Board. The Executive Staff also directs and responds to comments from the Citizens Advisory Committee. As of March 2005, the Executive Staff meets on a quarterly basis, usually the week before the Executive Board.

The Citizens Advisory Committee (CAC) is comprised of local citizens who applied for the committee or was appointed by the Board. Established in the summer of 2005, the CAC reviews all plans and policies of the MPO and makes recommendations to the Executive Staff. The CAC can also bring transportation issues to the MPO for consideration and response. The CAC provides a chance for citizen involvement in the transportation planning process.

Description of the Transportation Improvement Program (TIP)

The TIP describes and lists those capital projects approved for funding within the Johnson City MPO transportation planning region for the fiscal years indicated, usually 3 years. This document covers the fiscal years of 2006 through 2008. There are several types of projects within the TIP. These projects include: highways, public transportation, bicycle and pedestrian facilities and traffic signalization/intersection improvements. The projects in the TIP are derived from the Long Range Transportation Plan.

The Long Range Transportation Plan (LRTP) is at least a 20 year (most are 25 years) transportation plan for the MPO area. The LRTP is updated every five (5) years. The current plan was updated in September of 2001. A new plan will be adopted in 2006.

Both the TIP and LRTP are available for viewing on the Johnson City MPO website, www.jcmpo.org. Public comments on both the TIP and LRTP are continually accepted by the MPO staff and may be sent to:

Metropolitan Planning Organization Coordinator
Johnson City MPO
137 West Market Street
Johnson City, TN 37604

e-mail: jcmpo@yahoo.com

Public Participation Process (From the *Johnson City MTPO Public Participation Plan* adopted May 25, 2005)

The public shall always have the opportunity to suggest transportation projects eligible for inclusion in the Transportation Improvement Program (TIP).

The Transportation Planning Coordinator and the Executive Staff shall review the input from the public, the Executive Board, Johnson City Transit, input from the State, and from the Federal Highway Administration (FHWA) and the Federal Transit Administration (FTA).

The Technical Staff shall review and endorse the Draft Transportation Improvement Program for consideration by the Executive Board.

After concurrence by the Technical Staff of the Draft Transportation Improvement Program, the Transportation Planning Coordinator shall publish the Draft Transportation Improvement Program and place a copy for review by the public in the local library. The copy shall be distributed to the library a minimum of fifteen (15) days prior to its final consideration and adoption by the Executive Board.

After the Technical Staff recommends the Transportation Improvement Program (TIP) for public review and comment, a notice to that effect shall be placed in the newspaper(s).

The notice shall state that copies of the draft transportation improvement program, as endorsed by the Technical Staff, are available in the JCMPO Department for public review and comment. The notice shall specify the dates, times, and location of the forthcoming public hearing.

The notice shall be published a minimum of fifteen (15) days prior to the scheduled Executive Board meeting at which time a public hearing shall be held prior to voting on the Transportation Improvement Program. Any comments received by the Transportation Planning Coordinator shall be provided to the Executive Board prior to the adoption of the program.

The public shall be afforded the opportunity for comment at each public hearing. The Executive Board may establish reasonable time limits for each presentation or comment.

In the event the Board determines there are significant unresolved comments on the Transportation Improvement Program it may defer the program until a subsequent meeting.

Major amendments to the Transportation Improvement Program must follow the same process and procedures outlined above.

Amendment and Adjustment Procedures

An amendment to the TIP is considered a major change to the program. An amendment requires a public comment period as described in the preceding section. Amendments require state review and federal approval. The following is a list of major changes that require an amendment.

- ✚ Adding a new project
- ✚ Deleting a programmed project from the triennial period of the TIP.
- ✚ Adding new, un-programmed funds regardless of source.
- ✚ Increasing the cost of any phase of any project listed in the current TIP by more than 30%.
- ✚ Changing a project description/scope.

An adjustment to the TIP is considered a minor change for administrative purposes. MPO Staff may move projects from year to year within a TIP period and change a project description/scope without MPO Board approval. Other adjustments must be made with MPO Board approval and be in compliance with 23 CFR 450. The following is a list of minor changes that require an adjustment.

- ✚ Adding a prior phase to a programmed project.
- ✚ Moving programmed funds between programmed projects.
- ✚ Moving a project from year to year within a TIP period.
- ✚ Changing a project description/scope if the change does not necessitate revising the NEPA documentation or will not alter NEPA determination.

Criteria for Selection of Projects

The MPO considered several factors that were important to the MPO area. They are as follows: clean air, existing plans, the aging population, maintaining existing roads, the State Long Range Transportation Plan, growth areas, connectivity, rail, Title VI, economic development, transportation mode choices, route choices, congestion and safety. These factors were then used to develop criteria for the selection of projects for Local STP funding. The criteria were then weighted (See Table 1.)

The Executive Staff reviews the projects submitted for Local STP funding. They then rank the projects and develop a recommendation for the Executive Board. The Executive Board will adopt the ranking of the projects if they feel the ranking is suitable. The Executive Board may chose to amend or reorder the ranking of the projects before adopting.

Table 1

Criteria	Points available
CONSISTENCY WITH PLANS	
In previous TIP or related project in TIP	15
Consistent with growth plan/land use plans	8
CONGESTION MANAGEMENT	
Reduces/manages travel demand (TDM)	8
Improves traffic operations	10
Transit capital improvement	2
Alternative Mode (incl. Bike/ped and other modes)	5
Intelligent Transportation System (ITS) project	2
TRAFFIC CIRCULATION	
Improves access to major hwys	5
Provides/enhances connection between modes	4
Enhances connectivity of street network	14
ECONOMIC DEVELOPMENT	
Improves facility for freight movement (air,distribution, rail)	2
Enhances economic development investments	10
AIR QUALITY	
Promotes positive effect on air quality	2
SAFETY MANAGEMENT	
Promotes safety	7
VALUE ADDED	
Match greater than minimum required	2
ROW was donated, eng. Already complete, etc.	4
Total	100

“In previous TIP” includes the illustrative list.

**Johnson City Metropolitan Planning Organization
Transportation Improvement Program
FY2006-2008**

**Johnson City Metropolitan Planning Organization
 Transportation Improvement Program
 Surface Transportation Program – Local (STP-local)**

PROJECT	CITY	COUNTY
Project Costs Overruns	Various	Washington or Carter

ID NUMBER	PROJECT SPONSOR	IMPLEMENTING AGENCY
TIP 2006-01	Various	Various

DESCRIPTION
Funds to cover cost overruns on projects which were included in previous TIP

TYPE OF IMPROVEMENT
Various

Estimated Cost	PE	Schedule	PE
	ROW		ROW
	CN		CN
	Total		\$148,000

Fiscal Year	Type of Work	Funding	Total	Federal	State	Local
2006	Contingency	STP-Local	\$148,000	\$118,400		\$29,600
2007						
2008						

Notes:

**Johnson City Metropolitan Planning Organization
 Transportation Improvement Program
 Surface Transportation Program – Local (STP-local)**

PROJECT	CITY	COUNTY
Project Contingency Overruns	Various	Washington or Carter

ID NUMBER	PROJECT SPONSOR	IMPLEMENTING AGENCY
TIP 2006-02	Various	Various

DESCRIPTION
Funds to cover projects contained in the current TIP where cost overruns have resulted in an increased cost of less than 30%.

TYPE OF IMPROVEMENT
Various

Estimated Cost	PE	Schedule	PE
	ROW		ROW
	CN		CN
	Total		\$194,200

Fiscal Year	Type of Work	Funding	Total	Federal	State	Local
2006	Contingency	STP-Local	\$194,200	\$155,360		\$38,840
2007						
2008						

Notes:

**Johnson City Metropolitan Planning Organization
Transportation Improvement Program
Surface Transportation Program – Local (STP-Local)**

PROJECT	CITY	COUNTY
Lynn Avenue	Elizabethton	Carter

ID NUMBER	PROJECT SPONSOR	IMPLEMENTING AGENCY
2006-03	Elizabethton	State

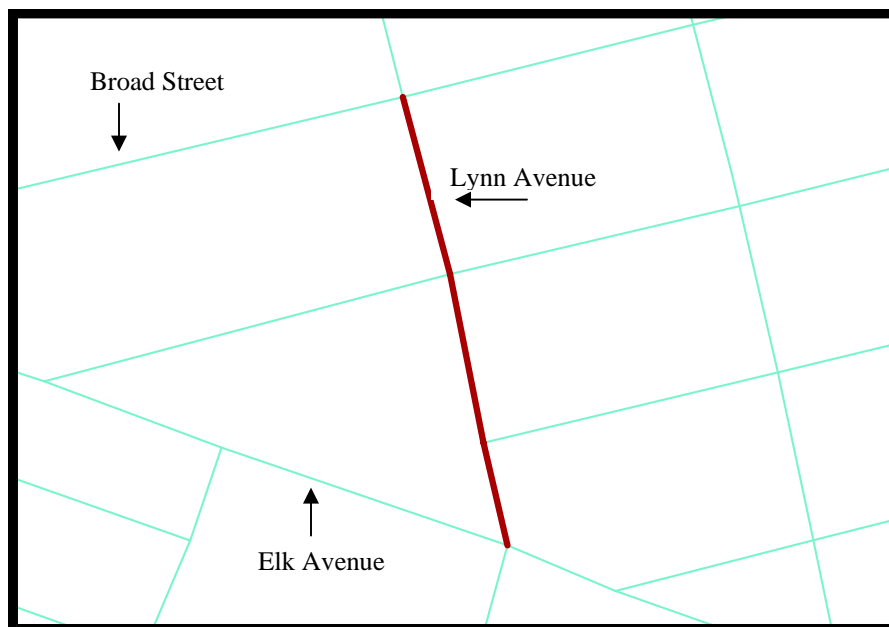
DESCRIPTION
Lynn Avenue from Broad Street (US 3321) to East Elk Avenue

TYPE OF IMPROVEMENT
Widening to 5 lanes, length of .33 miles

Estimated Cost	PE	\$51,000	Schedule	PE	2005
	ROW	\$325,000		ROW	2006
	CN	\$740,000		CN	2006
	Total	\$1,416,000			

Fiscal Year	Type of Work	Funding	Total	Federal	State	Local
2006	ROW	STP-Local	\$325,000	\$260,000		\$65,000
2006	CN	STP-Local	\$740,000	\$592,000		\$148,000
2007						
2008						

Notes: earliest letting date December 2006, previous TIP project, LRTP # 15



**Johnson City Metropolitan Planning Organization
Transportation Improvement Program
Surface Transportation Program – Local (STP-Local)**

PROJECT	CITY	COUNTY
Tennessee Street	Johnson City	Washington

ID NUMBER	PROJECT SPONSOR	IMPLEMENTING AGENCY
2006-04	Johnson City	Johnson City

DESCRIPTION

Extend 4 lane from Lamont St. to Market St. via Pactolas Rd alignment. Includes new Market St. Intersection, bikeway, sidewalk and grass median

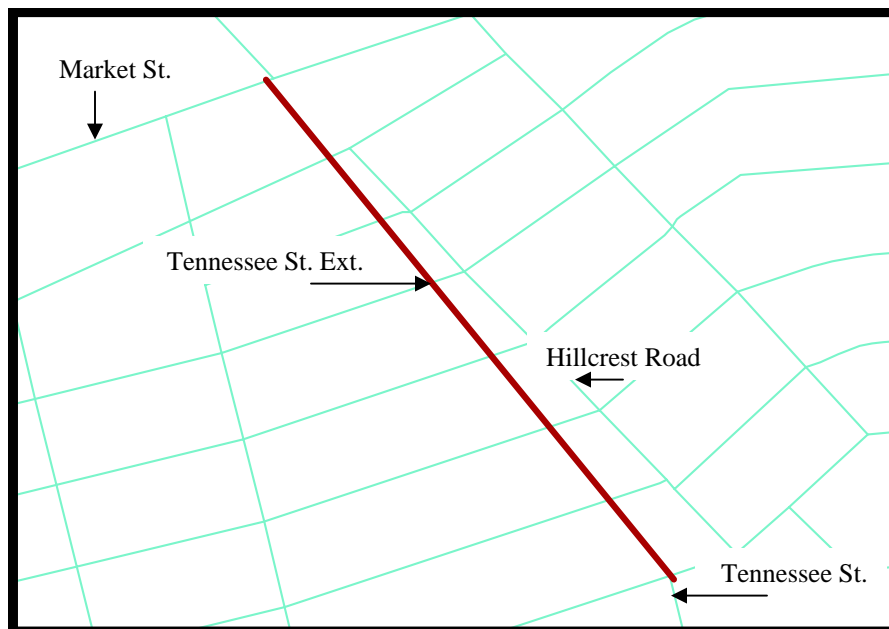
TYPE OF IMPROVEMENT

Street Extension and Improvement

Estimated Cost	PE	\$100,000	Schedule	PE	FY 2006
	ROW	\$1,200,000		ROW	FY 2007
	CN			CN	
	Total	\$1,300,000			

Fiscal Year	Type of Work	Funding	Total	Federal	State	Local
2006	PE	STP-Local	\$100,000	\$80,000		\$20,000
2007	ROW	STP-Local	\$1,200,000	\$960,000		\$240,000
2008						

Notes: Previous TIP in Illustrative List, Funds accruing for construction



**Johnson City Metropolitan Planning Organization
Transportation Improvement Program
Surface Transportation Program – Local (STP-Local)**

PROJECT	CITY	COUNTY
Signalization Various Location	Elizabethton	Carter

ID NUMBER	PROJECT SPONSOR	IMPLEMENTING AGENCY
2006-05	Elizabethton	Elizabethton

DESCRIPTION

Synchronization of 11 signals along SR 67, approximately 5 miles, the interconnect will use fiber optic installed above ground and the existing signal controller equipment, includes Ben Allen Rd. Intersection.

TYPE OF IMPROVEMENT

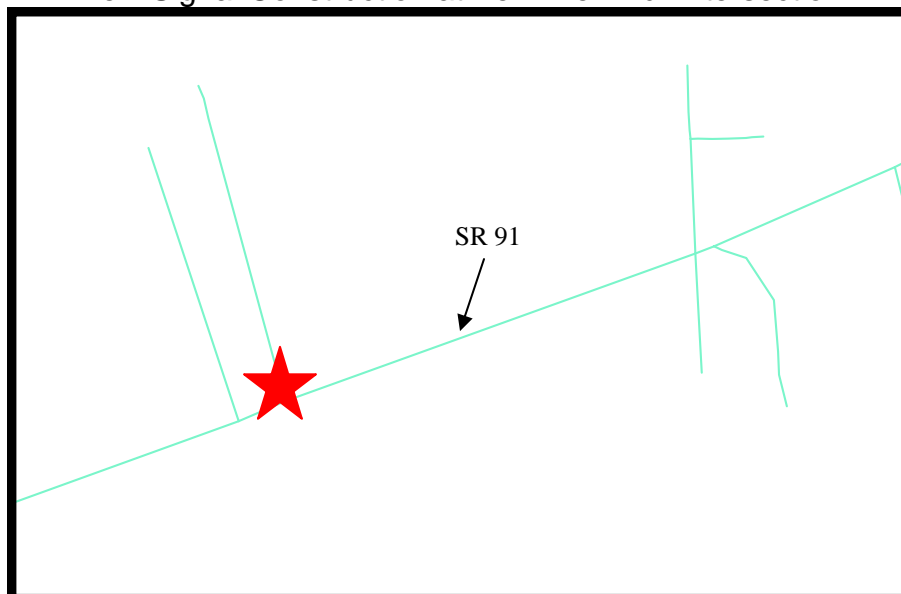
Signalization

Estimated Cost	PE	\$90,000	Schedule	PE	2006
	ROW			ROW	
	CN	\$760,000		CN	2006
	Total	\$850,000			

Fiscal Year	Type of Work	Funding	Total	Federal	State	Local
2006	PE	STP-Local	\$90,000	\$90,000		
2006	CN	STP-Local	\$760,000	\$760,000		
2007						
2008						

Notes:

New Signal Construction at Ben Allen Rd. Intersection



**Johnson City Metropolitan Planning Organization
 Transportation Improvement Program
 Surface Transportation Program- Local (STP-Local)**

PROJECT	CITY	COUNTY
Washington County /Johnson City Transportation/Development Study	Johnson City	Washington

ID NUMBER	PROJECT SPONSOR	IMPLEMENTING AGENCY
2006-06	Washington County/Johnson City	Washington County/Johnson City

DESCRIPTION
Development of county wide thoroughfare plan

TYPE OF IMPROVEMENT

Estimated Cost	PE	\$200,000	Schedule	PE	FY 2006
	ROW			ROW	
	CN			CN	
	Total	\$200,000			

Fiscal Year	Type of Work	Funding	Total	Federal	State	Local
2006	PE	STP-Local	\$200,000	\$160,000		\$40,000
2007						
2008						

Notes:

**Johnson City Metropolitan Planning Organization
Transportation Improvement Program
State Surface Transportation Program (State STP)**

PROJECT	CITY	COUNTY
Gap Creek Road/ SR 362		Carter

ID NUMBER	PROJECT SPONSOR	IMPLEMENTING AGENCY
2006-07	State	State

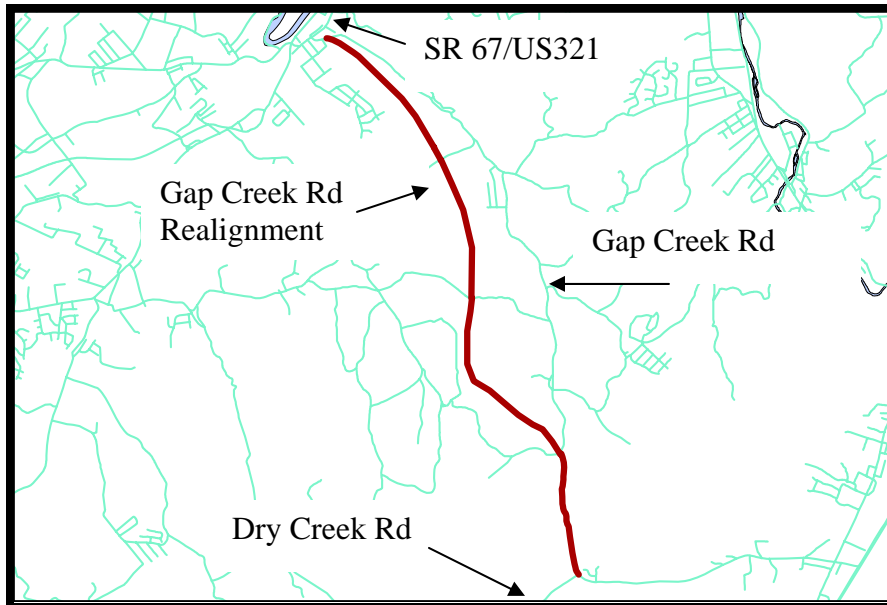
DESCRIPTION
From Dry Creek Road to SR 67, Widen and Reconstruction to 2/3 Lns, Realignment Length 5.8 miles

TYPE OF IMPROVEMENT
Reconstruction and Widening

Estimated Cost	PE		Schedule	PE	
	ROW	\$3,400,000		ROW	2006
	CN	\$17,111,000		CN	
	Total	\$20,511,000			

Fiscal Year	Type of Work	Funding	Total	Federal	State	Local
2006	ROW	State STP	\$3,400,000	2,720,000	\$680,000	
2007						
2008						

Notes:



**Johnson City Metropolitan Planning Organization
 Transportation Improvement Program
 State Surface Transportation Program (State STP)**

PROJECT	CITY	COUNTY
SR 34/US 11E (Bristol Highway)		Washington

ID NUMBER	PROJECT SPONSOR	IMPLEMENTING AGENCY
2006-08	State	State

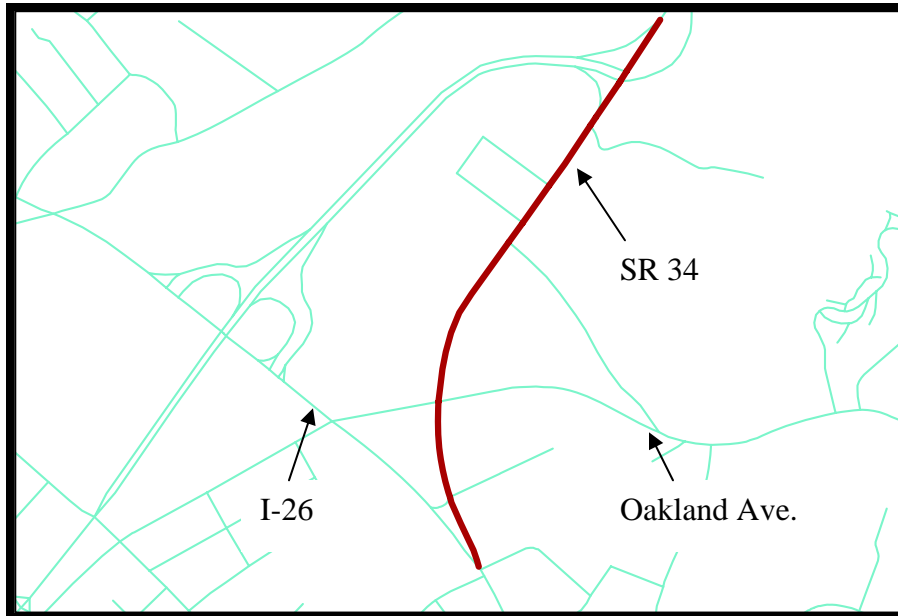
DESCRIPTION
From SR 361 to SR 381, Widen to 5 LN Curb and Gutter, Length .8 miles

TYPE OF IMPROVEMENT
Reconstruction and Widening

Estimated Cost	PE		Schedule	PE	
	ROW	\$1,400,000		ROW	2006
	CN	\$3,672,000		CN	
	Total	\$5,072,000			

Fiscal Year	Type of Work	Funding	Total	Federal	State	Local
2006	ROW	State STP	\$1,400,000	\$1,120,000	\$280,000	
2007						
2008						

Notes:



**Johnson City Metropolitan Planning Organization
Transportation Improvement Program
Enhancement Grant (STP En)**

PROJECT	CITY	COUNTY
SR 381 Bikeway	Johnson City	Washington

ID NUMBER	PROJECT SPONSOR	IMPLEMENTING AGENCY
2006-09 STP-EN-9107(9)	City of Johnson City	City of Johnson City

DESCRIPTION
ETSU to West Market Street

TYPE OF IMPROVEMENT
Bikeway

Estimated Cost	PE		Schedule	PE	
	ROW			ROW	
	CN	\$200,000		CN	2006
	Total	\$200,000		Other	

Fiscal Year	Type of Work	Funding	Total	Federal	State	Local
2006		STP En	\$200,000	\$160,000		\$40,000
2007						
2008						

Note: In previous TIP, moved to 2006 from 2003

**Johnson City Metropolitan Planning Organization
Transportation Improvement Program
Enhancement Grant (STP En)**

PROJECT	CITY	COUNTY
Riverfront Linear Path	Elizabethton	Elizabethton

ID NUMBER	PROJECT SPONSOR	IMPLEMENTING AGENCY
2006-10 STP-EN-9103(8)	Elizabethton	Elizabethton

DESCRIPTION
Phase V of the linear Walking and Bicycle path

TYPE OF IMPROVEMENT
Bikeway and Pedestrian facilities

Estimated Cost	PE		Schedule	PE	
	ROW			ROW	
	CN	\$187,000		CN	2006
	Total	\$187,000		Other	

Fiscal Year	Type of Work	Funding	Total	Federal	State	Local
2006	CN	STP En	\$187,000	\$149,600		\$37,400
2007						
2008						

Note: In previous TIP, moved from 2003 to 2006

**Johnson City Metropolitan Planning Organization
Transportation Improvement Program
High Priority Project (HPP)**

PROJECT	CITY	COUNTY
Elizabethton Connector	Elizabethton	Carter

ID NUMBER	PROJECT SPONSOR	IMPLEMENTING AGENCY
2006-11	State	State

DESCRIPTION

SR67/US-321 to SR 37/US-19E Includes Lynn Ave, East Mill St. to SR 67, Construct New 5 LN & Widen Lynn Ave to 5 LN. 5 miles in length.
--

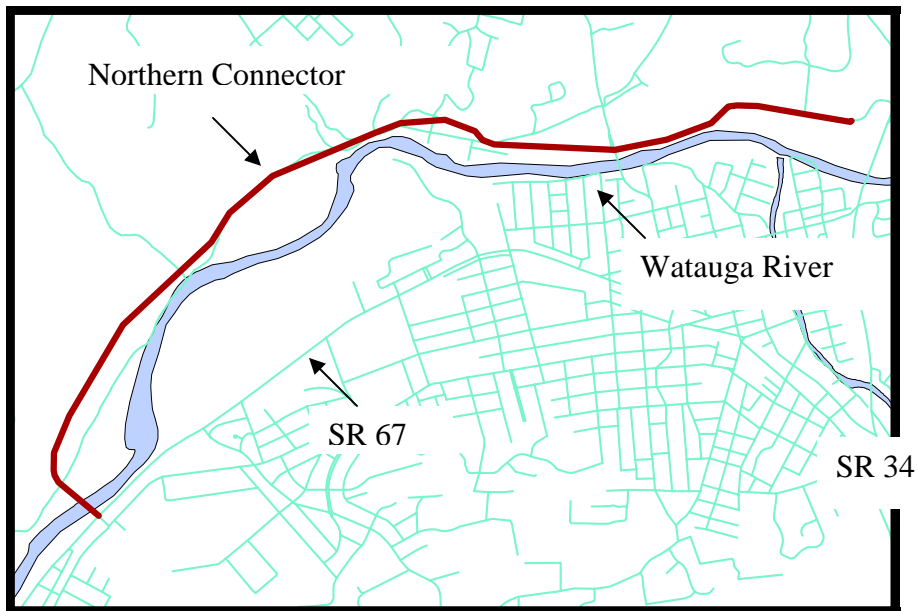
TYPE OF IMPROVEMENT

Widening

Estimated Cost	PE	Schedule	PE		
	ROW		\$5,200,000	ROW	2006
	CN			CN	
	Total		\$5,200,000		

Fiscal Year	Type of Work	Funding	Total	Federal	State	Local
2006	ROW	HPP	\$5,200,000	\$4,160,000	\$1,040,000	
2007						
2008						

Notes: Anticipated total cost of \$32,192,000



**Johnson City Metropolitan Planning Organization
Transportation Improvement Program
High Priority Project (HPP)**

PROJECT	CITY	COUNTY
Knob Creek Rail Underpass	City of Johnson City	Washington

ID NUMBER	PROJECT SPONSOR	IMPLEMENTING AGENCY
2006-12 DEMO 9107-17	Johnson City, Washington Co.	State

DESCRIPTION
Reconstruction to Current Standards

TYPE OF IMPROVEMENT
Reconstruction

Estimated Cost	PE	\$536,000	Schedule	PE	
	ROW	\$1,854,000		ROW	2006
	CN	\$5,895,000		CN	
	Total	\$8,285,000		Other	

Fiscal Year	Type of Work	Funding	Total	Federal	State	Local
2006						
2006	ROW	HPP	\$1,129,000	\$903,200		\$225,800
2007						
2008						

Note: Prior obligation of \$1,261,745, - (\$536,000 PE and \$725,000 ROW) HPP anticipated funding \$1,160,000 (2006), \$580,000 (2007) and \$580,000 (2008)
--

**Johnson City Metropolitan Planning Organization
Transportation Improvement Program
Johnson City Transit**

PROJECT	GENERAL LOCATION
Para-transit Vehicles	Johnson City

ID	PROJECT DESCRIPTION
2006-13	Purchase of light-duty para-transit vehicles and buses

SPONSORING AGENCY	TOTAL PROJECT COST	AS SUBMITTED FOR TIP
Johnson City Transit System	\$1,174,750	\$1,174,750

PROJECT SIGNIFICANCE
Bus Replacement, directly benefits disabled persons

Prior TIP Allocation	Funding Source	Local Funding	State Funding	Federal Funding	Total Funding
Fiscal Year					
2004	TDOT OAP		\$218,427		\$218,427
2004	5310	\$10,000	\$10,000	\$80,000	\$100,000
2005	TDOT OAP		\$164,000		\$164,000
2006	TDOT OAP		\$80,000		\$80,000
2006	5309	\$21,506	\$21,506	\$210,000	\$253,012
Totals		\$31,506	\$31,506	\$290,000	\$815,439

Current TIP Allocations	TDOT OAP	Local Funding 5309	State Funding 5309	Federal Funding 5309	Total 5309	Total All Funds
2006	\$80,000	\$21,506	\$21,506	\$210,000	\$253,012	\$333,012
2007	\$180,000	\$25,602	\$25,602	\$250,000	\$301,205	\$481,205
2008	\$90,000	\$20,482	\$20,482	\$200,000	\$240,964	\$330,964
Totals	\$350,000	\$67,590	\$67,590	\$660,000	\$795,181	\$1,145,181

Notes: TDOT OAP = TDOT Operating and Assistance Program
--

**Johnson City Metropolitan Planning Organization
Transportation Improvement Program
Johnson City Transit**

PROJECT	GENERAL LOCATION
Operating Expenses	Johnson City

ID	PROJECT DESCRIPTION
2006-14	Day to Day operation of small urban transit system

SPONSORING AGENCY	TOTAL PROJECT COST	AS SUBMITTED FOR TIP
Johnson City Transit System	\$4,796,000	\$4,796,000

PROJECT SIGNIFICANCE
Allows for the day to day operation of transit services for the community

Prior TIP Allocation	Funding Source	Local Funding	State Funding	Federal Funding	Total Funding
Fiscal Year					
2004	5307	\$348,320	\$236,213	\$656,533	\$1,241,066
	3037	\$49,680	\$49,679	\$99,359	\$198,718
2005	5307	\$341,074	\$231,382	\$644,456	\$1,216,912
	3037	\$55,070	\$55,070	\$110,140	\$220,280
2006	5307	\$335,500	\$335,500	\$740,000	\$1,411,000
	3037	\$57,500	\$57,500	\$115,000	\$230,000

Current TIP	Local 5307 Reg Ops	State 5307 Reg Ops	Federal 5307 Reg Ops	Total Amt 5307	Local 3037 Job Acc	State 3037 Job Acc	Federal 3037 Job Acc	Total 3037 Job Access
2006	\$324,000	\$324,000	\$648,000	\$1,296,000	\$57,500	\$57,500	\$115,000	\$230,000
2007	\$340,000	\$340,000	\$680,000	\$1,360,000	\$60,000	\$60,000	\$120,000	\$240,000
2008	\$356,250	\$356,250	\$712,500	\$1,425,000	\$61,250	\$61,250	\$122,500	\$245,000

Notes: Reg Ops = regular operations;

**Johnson City Metropolitan Planning Organization
Transportation Improvement Program
Johnson City Transit**

PROJECT	GENERAL LOCATION
Capital Expenses	Johnson City

ID	PROJECT DESCRIPTION
2006-15	Project Capital

SPONSORING AGENCY	TOTAL PROJECT COST	AS SUBMITTED FOR TIP
Johnson City Transit System	\$837,500	\$837,500

PROJECT SIGNIFICANCE
Maintains and Improves Infrastructure, Safety and Effectiveness (does not include buses), Preventative Maintenance

Prior TIP Allocation	Funding Source	Local Funding	State Funding	Federal Funding	Total Funding
Fiscal Year					
2004	5307	\$22,000	\$13,500	\$108,000	\$143,500
2005	5307	\$21,375	\$21,375	\$171,000	\$213,750
2006	5307	\$10,000	\$10,000	\$80,000	\$100,000

Current TIP	Local 5307	State 5307	Federal 5307	Total 5307	PM Local	PM State	PM Federal	PM Total
2006	\$10,000	\$10,000	\$80,000	\$100,000	\$11,500	\$11,500	\$92,000	\$115,000
2007	\$26,300	\$26,300	\$210,400	\$263,000	\$12,000	\$12,000	\$96,000	\$120,000
2008	\$11,450	\$11,450	\$91,600	\$114,500	\$12,500	\$12,500	\$100,000	\$125,000

Project Capital	Fiscal Year 2006				Fiscal Year 2007				Fiscal Year 2008			
	Local	State	Federal	Total	Local	State	Federal	Total	Local	State	Federal	Total
Office Equip. & Furn					\$400	\$400	\$3,200	\$4,000	\$300	\$300	\$2,400	\$3,000
Assoc. Capt & Maint.					\$3,000	\$3,000	\$24,000	\$30,000	\$2,500	\$2,500	\$20,000	\$25,000
Misc Support Equip					\$1,000	\$1,000	\$8,000	\$10,000	\$750	\$750	\$6,000	\$7,500
Shop Equip					\$200	\$200	\$1,600	\$2,000	\$100	\$100	\$800	\$1,000
Purchase/Installation Facility					\$1,000	\$1,000	\$8,000	\$10,000	\$500	\$500	\$4,000	\$5,000

Project Capital con't	Fiscal Year 2006				Fiscal Year 2007				Fiscal Year 2008			
	Local	State	Federal	Total	Local	State	Federal	Total	Local	State	Federal	Total
Surveillance/Security					\$500	\$500	\$4,000	\$5,000	\$200	\$200	\$1,600	\$2,000
Farebox Equipment					\$300	\$300	\$2,400	\$3,000	\$500	\$500	\$4,000	\$5,000
Misc. Bus Station Equip.					\$2,000	\$2,000	\$16,000	\$20,000	\$800	\$800	\$6,400	\$8,000
ITS Technology					\$12,000	\$12,000	\$96,000	\$120,000	\$5,000	\$5,000	\$40,000	\$50,000
Transit Center Renovation	\$10,000	\$10,000	\$80,000	\$100,000	\$5,000	\$5,000	\$40,000	\$50,000				
Communication Equipment					\$400	\$400	\$3,200	\$4,000	\$500	\$500	\$4,000	\$5,000
ADP Hardware Software					\$500	\$500	\$4,000	\$5,000	\$300	\$300	\$2,400	\$3,000

Note: PM is preventative maintenance – using Section 5307 funding

**Johnson City Metropolitan Planning Organization
Transportation Improvement Program**

Illustrative Projects

(Note: Illustrative projects are projects that are not funded or are accruing funds. Illustrative projects are listed for planning purposes only. Should funding become available the TIP will be amended.)

**Johnson City Metropolitan Planning Organization
Transportation Improvement Program
High Priority Project**

PROJECT	CITY	COUNTY
VA ETSU Access Facility for Medical School	City of Johnson City	Washington

ID NUMBER	PROJECT SPONSOR	IMPLEMENTING AGENCY
	City of Johnson City	City of Johnson City

DESCRIPTION
2 Lane Connection Between VA-Med School and Main Street

TYPE OF IMPROVEMENT

Estimated Cost	PE	\$100,000	Schedule	PE	
	ROW	\$500,000		ROW	
	CN	\$1,200,000		CN	
	Total	\$1,800,000		Other	

Fiscal Year	Type of Work	Funding	Total	Federal	State	Local
2006						
2007						
2008						

Note: Prior obligation of \$852,000, *HPP anticipated funding of \$400,000 (2006), \$200,000 (2007) and \$200,000 (2008)

**Johnson City Metropolitan Planning Organization
Transportation Improvement Program
High Priority Project (HPP)**

PROJECT	CITY	COUNTY
Visitors Center, Gray Fossil Site		Washington

ID NUMBER	PROJECT SPONSOR	IMPLEMENTING AGENCY
STP-EN-9000	ETSU	ETSU

DESCRIPTION
Construction of visitor's center and associated amenities

TYPE OF IMPROVEMENT
Visitor facilities

Estimated Cost	PE	Schedule	PE
	ROW		ROW
	CN		CN
	Total		Other

Fiscal Year	Type of Work	Funding	Total	Federal	State	Local
2006						
2007						
2008						

Note: Under construction in 2005, Prior Obligation of \$10,000,000 STP En, HPP* - anticipated funding \$720,000 (2006) , \$360,000 (2007) and \$360,000 (2008)

Johnson City Metropolitan Planning Organization Transportation Improvement Program

PROJECT	CITY	COUNTY
Carroll Creek Rd	Johnson City	Washington

ID NUMBER	PROJECT SPONSOR	IMPLEMENTING AGENCY
Not yet assigned	Johnson City	

DESCRIPTION

Upgrade from SR34 to SR36 with curb and gutter, 3 lanes where practical, 2 lanes with grass median, and sidewalks/bikeway along corridor

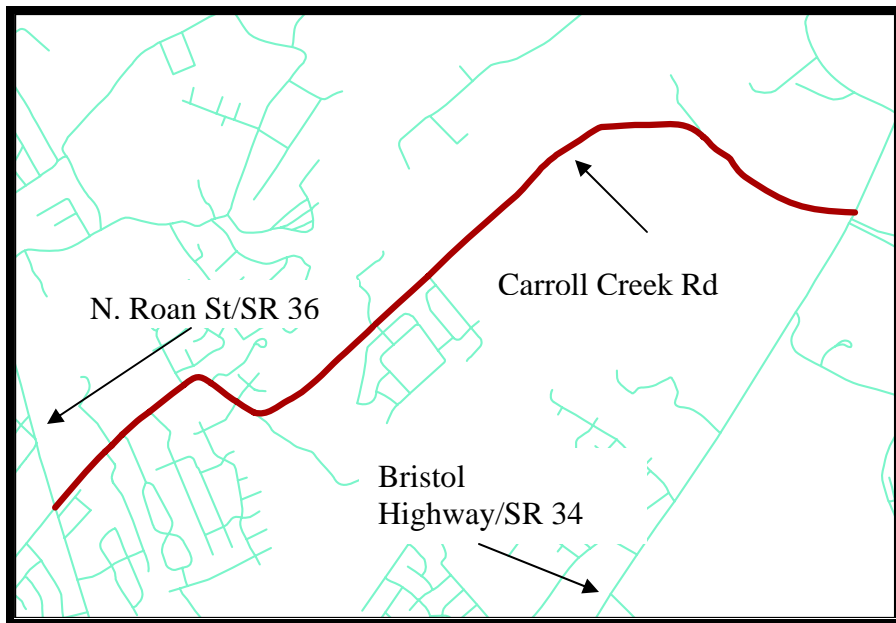
TYPE OF IMPROVEMENT

Upgrade/Widening

Estimated Cost	PE	Schedule	PE	
	ROW		ROW	
	CN		CN	
	Total		\$10,000,000	

Fiscal Year	Type of Work	Funding	Total	Federal	State	Local
2006						
2007						
2008						

Notes: Proposed Project



Johnson City Metropolitan Planning Organization Transportation Improvement Program

PROJECT	CITY	COUNTY
Brown's Mill Rd Extension	Johnson City	Washington

ID NUMBER	PROJECT SPONSOR	IMPLEMENTING AGENCY
Not yet assigned	Johnson City	

DESCRIPTION

Extension to Boones Crk Rd via Bart Green Rd, 2 lanes, curb and gutter, with sidewalks and bikeway.

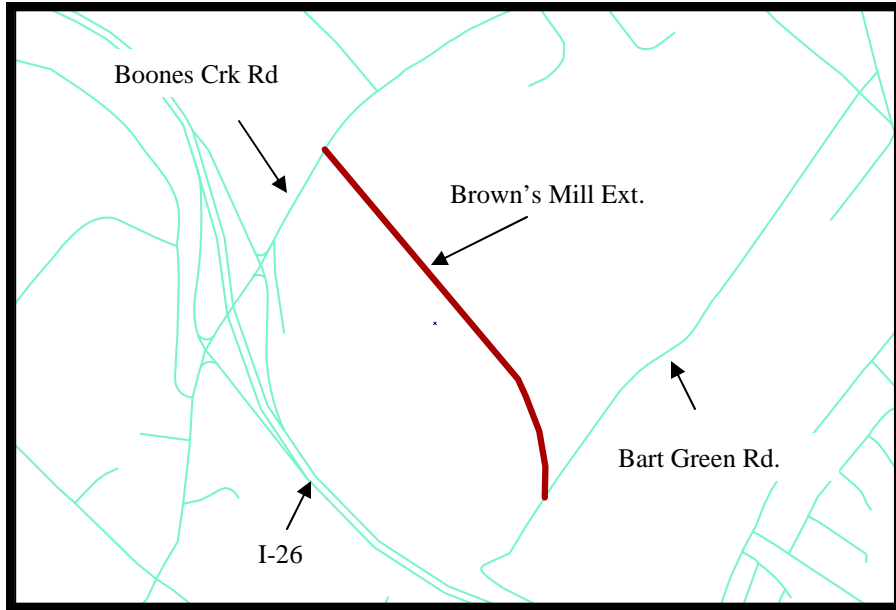
TYPE OF IMPROVEMENT

Extension and Improvement

Estimated Cost	PE		Schedule	PE	
	ROW			ROW	
	CN			CN	
	Total	\$2,000,000			

Fiscal Year	Type of Work	Funding	Total	Federal	State	Local
2006						
2007						
2008						

Notes: Proposed Project



Johnson City Metropolitan Planning Organization Transportation Improvement Program

PROJECT	CITY	COUNTY
Signalization Various Locations	Johnson City	Washington

ID NUMBER	PROJECT SPONSOR	IMPLEMENTING AGENCY
Not yet assigned	Johnson City	Johnson City

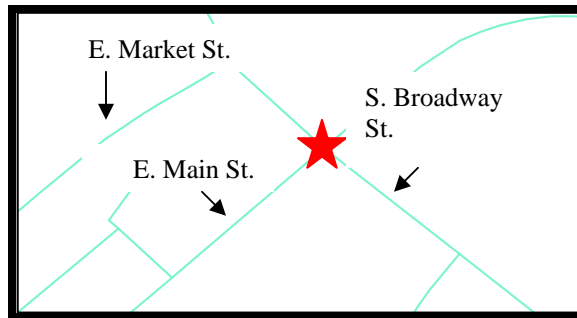
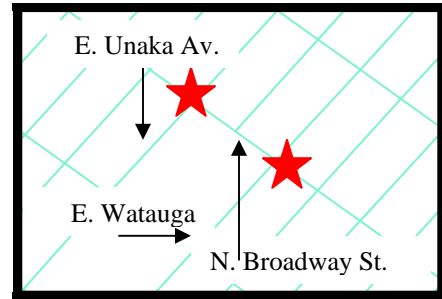
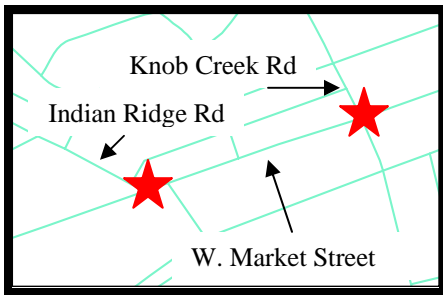
DESCRIPTION
Synchronization

TYPE OF IMPROVEMENT
Signalization

Estimated Cost	PE	Schedule	PE
	ROW		ROW
	CN		CN
	Total		\$600,000

Fiscal Year	Type of Work	Funding	Total	Federal	State	Local
2006						
2007						
2008						

Notes: Proposed Project



Johnson City Metropolitan Planning Organization Transportation Improvement Program

PROJECT Bridge Widening, Indian Ridge & State of Fr.	CITY Johnson City	COUNTY Washington
--	-----------------------------	-----------------------------

ID NUMBER Not yet assigned	PROJECT SPONSOR Johnson City	IMPLEMENTING AGENCY
--------------------------------------	--	----------------------------

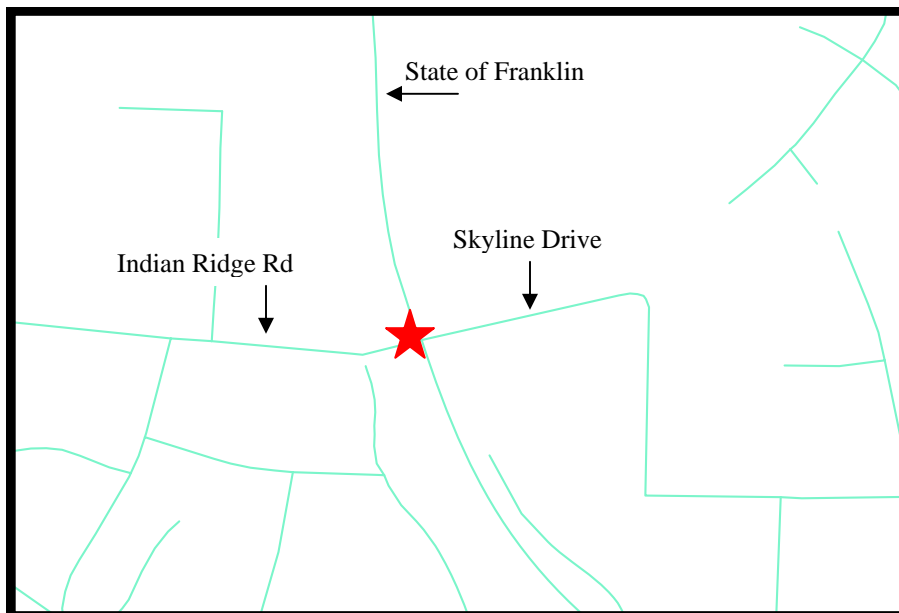
DESCRIPTION Widening of Bridge and Approaches

TYPE OF IMPROVEMENT Widening
--

Estimated Cost	PE		Schedule	PE	
	ROW			ROW	
	CN			CN	
	Total	\$2,000,000			

Fiscal Year	Type of Work	Funding	Total	Federal	State	Local
2006						
2007						
2008						

Notes: Was on previous TIP Illustrative List



Johnson City Metropolitan Planning Organization Transportation Improvement Program

PROJECT	CITY	COUNTY
Pedestrian Walkway over US 11E	Jonesborough	Washington

ID NUMBER	PROJECT SPONSOR	IMPLEMENTING AGENCY
New project	Jonesborough	Jonesborough

DESCRIPTION
Pedestrian Walkway

TYPE OF IMPROVEMENT
Bike/ped

Estimated Cost	PE	Schedule	PE
	ROW		ROW
	CN		CN
	Total		Other
	\$550,000		

Fiscal Year	Type of Work	Funding	Total	Federal	State	Local
2006						
2007						
2008						

Notes: illustrative project

Johnson City Metropolitan Planning Organization Transportation Improvement Program

PROJECT	CITY	COUNTY
Tipton Street	Johnson City	Washington

ID NUMBER	PROJECT SPONSOR	IMPLEMENTING AGENCY
New project	City of Johnson City	City of Johnson City

DESCRIPTION
Renovation of Tipton Street

TYPE OF IMPROVEMENT
Renovation

Estimated Cost	PE	Schedule	PE
	ROW		ROW
	CN		CN
	Total		Other

Fiscal Year	Type of Work	Funding	Total	Federal	State	Local
2006						
2007						
2008						

Notes: Johnson City applied for Enhancement Grant (2005)

Johnson City Metropolitan Planning Organization Transportation Improvement Program

PROJECT	CITY	COUNTY
Traffic Signal Williams Ave & SR 67	Elizabethton	Carter

ID NUMBER	PROJECT SPONSOR	IMPLEMENTING AGENCY
Not yet assigned	Elizabethton	Elizabethton

DESCRIPTION

New construction of traffic signal, with mast arms, that will include the realigned entrance to Sycamore Shoals Hospital.

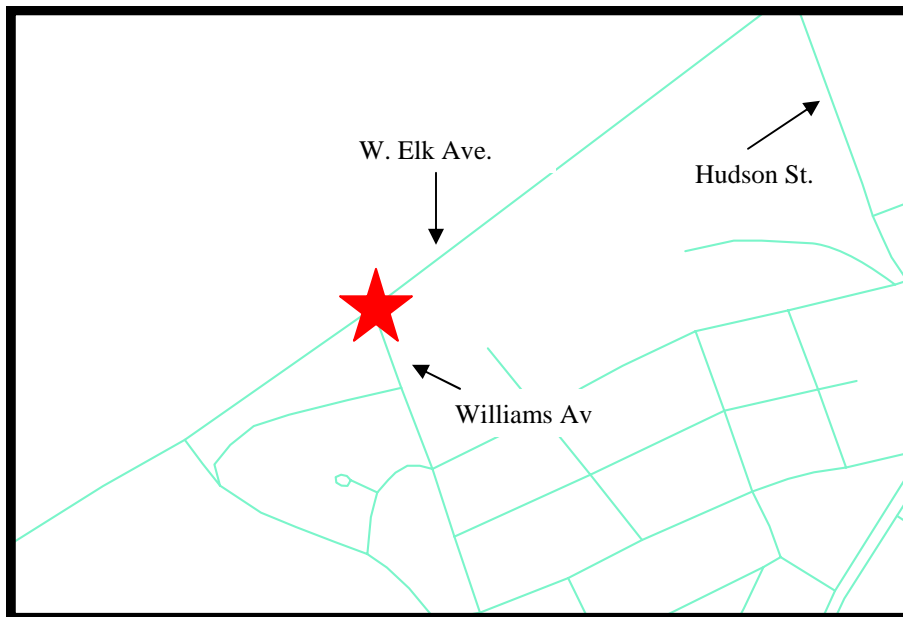
TYPE OF IMPROVEMENT

Signalization

Estimated Cost	PE	Schedule	PE
	ROW		ROW
	CN		CN
	Total		\$200,000

Fiscal Year	Type of Work	Funding	Total	Federal	State	Local
2006						
2007						
2008						

Notes: Similar projects in TIP for Elizabethton



Johnson City Metropolitan Planning Organization Transportation Improvement Program

PROJECT	CITY	COUNTY
Bicycle Signage and Racks	Elizabethton, Jonesborough, Johnson City	Carter Washington

ID NUMBER	PROJECT SPONSOR	IMPLEMENTING AGENCY
Not yet assigned		

DESCRIPTION
Bike signs and racks along the Lost State Scenic Bikeway (Jo) the Linear Pathway (Eliz) and various locations in Johnson City.

TYPE OF IMPROVEMENT
Bi/Ped facility improvements

Estimated Cost	PE		Schedule	PE	
	ROW			ROW	
	CN			CN	
	Total	\$15,000			

Fiscal Year	Type of Work	Funding	Total	Federal	State	Local
2006						
2007						
2008						

Notes:

**Johnson City Metropolitan Planning Organization
Transportation Improvement Program
Previous TIP Projects**

ID	Project/Project Sponsor	Description	Status
2005-01 (STP-M-NHE-9107(15))	North State of Franklin Signalization/Johnson City	Signalization at various intersections, North State of Franklin Corridor (SR 381)	Under CN
2005-02 (STP-EN-9103(6))	Elizabethton Riverfront Linear Walking/Bicycle Trail Phase IV/Elizabethton	Recreational Trail	
2005-03	Bridge over Doe River/Elizabethton	Bridge Replacement	Completed, Awaiting Final Voucher
2005-04	Bridge over Little Limestone/ Jonesborough	Little Limestone Creek (LM49) on Fox Av	Completed, Awaiting Final Voucher
2005-05	Bridge over Watauga River/ Elizabethton	Watauga River & County Road (LM 5.16) on State Route 400	Not initiated
2005-06 (STP-EN-1000(18))	Riverfront Linear Path/ Elizabethton	Walking/Bicycle Path: Doe River to Sycamore Shoals	
2005-07 (STP-EN-9000(39))	Site Amenities for Storytelling Center/ Jonesborough	Construction of walking trail and landscaping amenities	Funds remaining
2005-08 IVHS-9447(402)	ITS Phase II	Transit, Traffic Management, Incident Management – Information System Improvements Traffic and Transit Systems	Under CN
2005-09 IVHS-9447	ITS Phase III	Incident Management-message signs, fiber optics, travel signal system enhancements	Under CN

Local STP 2006-2008 Summary Table

	FY 2006			FY2007			FY 2008		
	Federal	Local	Total	Federal	Local	Total	Federal	Local	Total
Carry Over from Previous Year	\$2,370,117		\$2,370,117	\$1,029,985		\$1,029,985	\$353,613		\$353,613
Anticipated Revenue	\$875,628	\$341,440	\$1,217,068	\$875,628	\$388,000	\$1,263,628	\$875,628		\$875,628
Beginning Yr. Balance	\$3,245,745	\$341,440	\$3,587,185	\$1,905,613	\$388,000	\$2,293,613	\$1,229,241		\$1,229,241
Projects									
Project Cost Overruns	\$118,400	\$29,600	\$148,000						
Project Contingency	\$155,360	\$38,840	\$194,200	\$592,000	\$148,000	\$740,000			
Lynn Avenue	\$852,000	\$213,000	\$1,065,000						
Tennessee Street	\$80,000	\$20,000	\$100,000	\$960,000	\$240,000	\$1,200,000			
Elizabethton Signals	\$850,000		\$850,000						
Washington Co/JC Transportation Study	\$160,000	\$40,000	\$200,000						
Total Project Needs	\$2,215,760	\$341,440	\$2,557,200	\$1,552,000	\$388,000	\$1,940,000			
Ending Balance (Beginning balance less project needs)	\$1,029,985	0	\$1,029,985	\$353,613	0	\$353,613	\$1,229,241		\$1,229,241

State STP 2006-2008 Summary Table

	FY 2006			FY2007			FY 2008		
	Federal	State	Total	Federal	State	Total	Federal	State	Total
Anticipated Revenue	\$3,840,000	\$960,000	\$4,800,000						
Projects									
Gap Creek Rd	\$2,720,000	\$680,000	\$3,400,000						
Bristol Hwy	\$1,120,000	\$280,000	\$1,400,000						
Total Project Needs	\$3,840,000	\$960,000	\$4,800,000						
Ending Balance (Anticipated revenue less project needs)	0	0	0						

Enhancement Grants (STP En) 2006-2008 Summary Table

	FY 2006			FY2007			FY 2008		
	Federal	Local	Total	Federal	Local	Total	Federal	Local	Total
Anticipated Revenue	\$309,600	\$77,400	\$387,000						
Projects									
SR 381 Bikeway	\$160,000	\$40,000	\$200,000						
Riverfront Linear Path	\$149,600	\$37,400	\$187,000						
Total Project Needs	\$309,600	\$77,400	\$387,000						
Ending Balance (Anticipated revenue less project needs)	0	0	0						

**High Priority Projects (HPP) 2006-2008
Summary Table
(Anticipated Funding/Congressional Earmarks)**

	FY 2006				FY2007			FY 2008		
	Federal	State	Local	Total	Federal	Local	Total	Federal	Local	Total
Anticipated Revenue	\$5,063,200	\$1,040,000	\$225,800	\$6,329,000						
Projects										
Elizabethton Conn.	\$4,160,000	\$1,040,000		\$5,200,000						
Knob Creek Rail Underpass	\$903,200		\$225,800	\$1,129,000						
Total Project Needs	\$5,063,200	\$1,040,000	\$225,800	\$6,329,000						
Ending Balance (Anticipated revenue less project needs)	0	0		0						

Johnson City Transit 2006-2008 Summary Table

	FY 2006				FY2007				FY 2008			
	Federal	State	Local	Total	Federal	State	Local	Total	Federal	State	Local	Total
Anticipated Revenue	\$1,145,000	\$504,506	\$424,506	\$1,326,512	\$1,356,000	\$463,902	\$463,902	\$2,463,805	\$1,226,600	\$551,932	\$461,932	\$2,240,464
Projects												
Para transit Vehicles	\$210,000	\$101,506	\$21,506	\$333,012	\$250,000	\$25,602	\$25,602	\$481,205	\$200,000	\$110,482	\$20,482	\$330,964
Operating Expenses	\$763,000	\$381,500	\$381,500	\$800,000	\$800,000	\$400,000	\$400,000	\$1,600,000	\$835,000	\$417,500	\$417,500	\$1,670,000
Capital Expenses	\$172,000	\$21,500	\$21,500	\$193,500	\$306,000	\$38,300	\$38,300	\$382,600	\$191,600	\$23,950	\$23,950	\$239,500
Total Project Needs	\$1,145,000	\$504,506	\$424,506	\$1,326,512	\$1,356,000	\$463,902	\$463,902	\$2,463,805	\$1,226,600	\$551,932	\$461,932	\$2,240,464
Ending Balance	0	0	0	0	0	0	0	0	0	0	0	0

Funding Summary Table 2006-2008

	FY 2006				FY2007				FY 2008			
	Federal	State	Local	Total	Federal	State	Local	Total	Federal	State	Local	Total
STP Local Anticipated Revenue	\$875,628		\$341,440	\$1,217,068	\$875,628	\$388,000		\$1,263,628	\$875,628			\$875,628
State STP	\$3,840,000	\$960,000		\$4,800,000								
STP Enhancement												
HPP	\$5,063,200	\$1,040,000	\$225,800	\$6,329,000								
FTA Section 5307	\$820,000	\$345,500	\$345,500	\$1,511,000	\$986,400	\$378,300	\$378,300	\$1,743,000	\$904,100	\$380,200	\$380,200	\$1,664,500
State Operating & Assistance Prog.		\$80,000		\$80,000		\$180,000		\$180,000		\$90,000		\$90,000
FTA Section 5309	\$210,000	\$21,506	\$21,506	\$253,012	\$250,000	\$25,602	\$25,602	\$301,204	\$200,000	\$20,482	\$20,482	\$240,964
FTA Section 3037	\$115,000	\$57,500	\$57,500	\$230,000	\$120,000	\$60,000	\$60,000	\$240,000	\$122,500	\$61,250	\$61,250	\$245,000
Total	\$10,923,828	\$2,504,506	\$991,746	\$14,420,080	\$2,232,028	\$1,031,902	\$463,902	\$3,727,832	\$2,102,228	\$551,932	\$461,932	\$3,116,092
Carryover STP Local for 2006 --\$2,370,117									All Years	\$21,264,004		